



Typical Installations:

WOOD FRAME:




In sequence: (1) sheathing, (2) weather-resistant barrier, (3) galvanized metal lath, (4) mortar, (5) Cultured Stone, (6) mortar joint.

RIGID FOAM INSULATION:




In sequence: (1) rigid foam insulation, (2) weather-resistant barrier, (3) metal lath, (4) scratch coat, (5) mortar setting bed, (6) Cultured Stone, (7) mortar joint.

MASONRY OR CONCRETE:



In sequence: (1) mortar applied directly to untreated, unpainted masonry, concrete or stucco, (2) Cultured Stone, (3) mortar joint.

CORNER PREPARATION:



Weather-resistant barrier and galvanized metal lath must continuously lap a minimum of 16" beyond outside and inside corners. Lap materials 4" on horizontal and vertical joints. (1) wall substrate, (2) weather-resistant barrier, (3) metal lath